

Majestic Theatre Technical Specification

1. Introduction
2. H&S
3. Contact us
4. Stage
5. SM
6. LX – Control, Dimmers, Stock
7. Power
8. Sound
9. Dressing Rooms
10. Location

1. Introduction

The Majestic Theatre is a 1920's Theatre that has recently undergone extensive refurbishment to the auditorium, dressing rooms and offices and bar area. If you have visited Riley's snooker hall in the past, you will be in for some surprises! The auditorium changed extensively meaning it now has an average backstage area along with new dressing rooms with toilets and a green room. The theatre itself has a capacity in excess of 300. The stage door entrance will give access for the visiting company to 2 new dressing rooms, separate green room, and access to the ***narrow straight three flight stairs*** where the visiting company will do their get ins and get outs through. (photos of this area are at the bottom of this spec. Chain hoists have been installed in the auditorium roof to allow quick installation of FOH truss rated at 300kg. A control room exists at the rear of the Theatre which can house both Lighting and sound operators.

2. H&S

Health & Safety at the Majestic Theatre takes Health & Safety seriously; Health & Safety of our employees and visitors is no accident. We are 'risk aware' not 'risk averse'. To this end we have produced risk assessments and safe working practices and refer to the BECTU/TMA code of practice for get ins and get-outs. The complete Risk Assessments and Safe Working Practices can be found on our website.

3. Contact Us

Theatre Director: Hayley Thompson – 07865 948087

Theatre Director: Luke Thomson – 07491 987637

Box Office Manager: Collette Howe – 01325 633296 ext12

Marketing: marketing@majestictheatre.org.uk

Technical: technical@majestictheatre.org.uk

Box Office: boxoffice@majestictheatre.org.uk

Office: office@majestictheatre.org.uk

4. Stage

Stage Width – 18.5 Metres

Stage Depth – 5.9 Metres

Proscenium Arch Width – 13.8 Metres

Proscenium Arch Height – 3.3 Metres

Stage management desk is located stage right and can only be operated from Stage Right. This includes comms, call system for FOH and BOH and a show relay. Comms packs and headsets are available and comms points are located: Stage right, stage left, Control box sound and LX and both follow spot positions auditorium right and auditorium left.

At present, we do not have an access lift and our auditorium is located up a narrow and straight 3 flight staircases leading to the 2nd floor where the auditorium is located. This should be taken into consideration when planning get-in and get out timings. We can provide staffing to assist with get-ins and get outs, but this will come as a recharge. The fire door measurements on either side of the stage are as follows:

Width: 1.2m at the narrowest point.

Height: 1.9m

The venue has a relationship with a local hire company who provides all lighting, sound and technicians in the theatre. The company is called Lights Up Technical Services. Lights Up Technical Services agrees to provide a basic lighting and sound set-up as included on the technical specification. Any extras not included on the technical specification are chargeable. As in the contract we agree to provide one stage manager and a duty technician. If you require anymore crew, please email technical@majestictheatre.org.uk who will investigate this for you.

5. Stage Management

The stage managers desk is situated stage right, with all the usual facilities, comms, show relay, paging and blues/whites control although we have no cue light facilities. Our duty tech can make foh and boh calls.

6. LX

The control room is situated at the rear of the Auditorium with a good view of the entire stage. Lighting control is via a jester ML24 or Avolites Titan One.

Dimmers are strand lighting 6 pack dimmers which gives 36 ways of dimming in total. Dimmer outlets are 15A sockets located on each LX Bar.

If a pre-rig is required, please let us know asap as this will endure extra costs.

Bar 1 (stage/proscenium) 12 Dimming Channels + 16 amp + DMX

Bar 2 (Truss advance bar above stage) 16amp and DMX

Bar 3 (Bar above stairway) DMX and 16amp power available Bar 4 (front of house) 12 Dimming Channels + 16 amp + DMX Bar 5 (auditorium right) 6 Dimming Channels + 16 amp + DMX Bar 6 (auditorium left) 6 Dimming Channels + 16amp +

In house Lighting stock:

6x ETC Source 4 26° 750w permanently rigged Front of House 6x Spotlight 1k Fresnel's

10x 1k Par Cans complete with CP62 lamps

2x High End 575 Spots (permanently rigged on advance truss bar)

2x coemar 250 washes (permanently rigged on advance truss bar)

7. Power

3 single Phase – Distribution Board in Dimmer Room

6x6 way dimmer packs: provide patched circuits to 36 x15a sockets distributed around the auditorium.

All Lighting bars have DMX and hard power.

2 x 16A follow spot points at the rear of the auditorium (please note the venue does not have any follow spots, if required then these can be hired at the companies cost)

1 x 32A ring main located in the control room

1 x 32A ring located in the dimmer room

1 x 16A socket located in the dimmer room

There is a second 63A single phase DB located in the stage right wing which supplies the following:

1 x 32A socket used for sound power

1 x 32A ring in stage right wing

1 x 32A ring in stage left wing

1 x 6A supply for house lights

1 x 6A supply for wing working lights.

There is a switch on the stage managements desk which switches the wing lights between white and blue.

8. Sound

Control: Sound craft 16 channel Mixer Console

28 channel loom (24 inputs and 4 outputs) is situated in control box and can be accessed from stage right wing.

Mixing Position: Rear of circle.

Fixed PA:

2 x amps located in the dimmer room

1x crossover located in the dimmer room

2 x tops. 1x located at stage right and 1 at stage left

Stage Communication Positions:

Stage right wing

Stage left wing

Auditorium right and left follow spot positions

Sound and light positions in control box.

32amp single phase in Stage right wing for sound power.

9. Dressing Rooms

Dressing Room 1 – Located Down a flight of stairs backstage (4 persons)

Dressing Room 2 – Located Down a flight of stairs backstage (10 persons)

A green room is situated in the same area as dressing rooms 1 and 2 which has kitchenette facilities, toilet, mains electrics and paging.

Dressing room capacity is a suggested comfortable space for each person to have a chair and a dressing mirror, although it will be possible to accommodate many more. Each dressing room has access to mains electrics and paging of Stage.

10. Location

The Majestic Theatre

80 Bondgate


Darlington

DL3 7JT





Pictures:


Auditorium:



Get In Stairs:



Dressing Rooms:



Lighting Bars:

